

# D570

## Continuous Laminar flow meter



- DUAL DISPLAY - LCD AND HIGH VISIBILITY LED'S
- OPTIMISED MEASUREMENT
- EASY SET-UP
- HIGH SPECIFICATIONS - COMPETITIVELY PRICED
- STANDARD INDUSTRIAL FORMAT

### 5 SERIES

*Without any doubt the high-performance continuous laminar flow meter on the market.*

*Specially adapted for automatic or semi-automatic test machines, the D570 has a full range of specifications at a very competitive price.*



#### Main Features

- Continuous measuring mode
- Wide flow measurement range
- USA, S.I. and customer units
- Measurement in standard or customized conditions
- Recalculated flow at the nominal pressure
- Measurement element fully integrated into one module
- 16 programs
- **Serial links:**
  - RS232: printer, P.C. and parameter storage module
  - RS232: intelligent remote control RC5
  - RS485: ATEQ network
- **And:**
  - Time and date display, choice of languages and units, customisation of tests for your requirements...



#### Applications



**Flow control:** cookers, ovens, valve, gas taps, gas burners, lighters

**Leak detection:** valve seats, gear boxes, hydraulic components, motors...

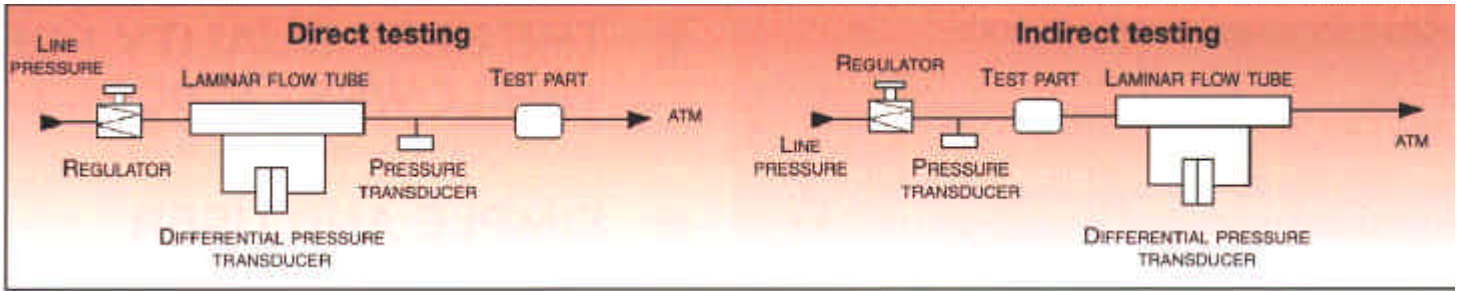
**Control** of aerosols, injectors...

#### Options

- 7 inputs / 5 outputs
- 2 pneumatic outputs for control of sealing connectors
- 6 x 24 V programmable outputs for external connection
- 2 analogue outputs: current or voltage
  - Double capillary
  - High accuracy mode
- Shut off valve / dumping / By pass

B-D570k-U

## Principle of measurement




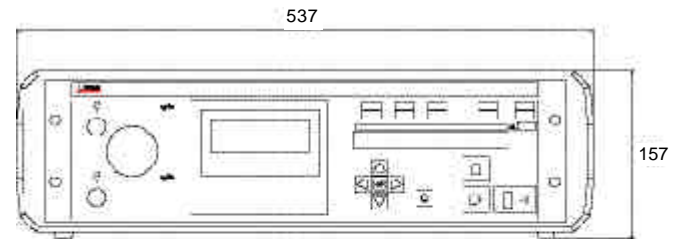
## Measurement ranges

FLOW MEASUREMENT		
RANGE	ACCURACY	MAXIMUM RESOLUTION
1 l/h	$\pm (2.5\% D + 0.001 \text{ l/h})$	$\geq 1\%$ of full scale
5 l/h	$\pm (2.5\% D + 0.005 \text{ l/h})$	$\geq 1\%$ of full scale
30 l/h	$\pm (2.5\% D + 0.030 \text{ l/h})$	$\geq 1\%$ of full scale
80 l/h	$\pm (2.5\% D + 0.080 \text{ l/h})$	$\geq 1\%$ of full scale
150 l/h	$\pm (2.5\% D + 0.150 \text{ l/h})$	$\geq 1\%$ of full scale
500 l/h	$\pm (2.5\% D + 0.5 \text{ l/h})$	$\geq 1\%$ of full scale
1 500 l/h	$\pm (2.5\% D + 1.5 \text{ l/h})$	$\geq 1\%$ of full scale
4 000 l/h	$\pm (2.5\% D + 4 \text{ l/h})$	$\geq 1\%$ of full scale
10 000 l/h	$\pm (2.5\% D + 10 \text{ l/h})$	$\geq 1\%$ of full scale

PRESSURE MEASUREMENT		
RANGE	ACCURACY	MAXIMUM RESOLUTION
FS = 75 mbar	$\pm (1,5\% \text{ of } P + 0.2 \text{ hPa})$	0,1% of full scale
FS < 0.3 bar	$\pm (1,5\% \text{ of } P + 1 \text{ hPa})$	0,1% of full scale
$0.3 \leq \text{FS} \leq 1 \text{ bar}$	$\pm (1,5\% \text{ of } P + 3 \text{ hPa})$	0,1% of full scale
$1 \leq \text{FS} \leq 5 \text{ bar}$	$\pm (1,5\% \text{ of } P + 7.5 \text{ hPa})$	0,1% of full scale

D = Flow

\* Relative  
FS = Full Scale  
P = Pressure



### MECHANICAL PRESSURE REGULATOR

-20 - 80 kPa / 0.8 - 6 kPa / 0.5 - 14 kPa /  
10 - 200 kPa / 40 - 400 kPa / 80 - 600 kPa

## Technical specifications

- **Physical**  
Weight: approximately 7 kg
- **Interface**  
Navigation keys  
4-line LCD display  
Results indicator lights
- **External electrical supply**  
Voltage: 24 V DC / 2 A  
Main adaptor included (110 - 240 V AC)
- **Air supply**  
Clean and dry air required  
Air quality standard to be applied (ISO 8573-1)
- **Temperature**  
Operating : 0°C to + 45°C  
Storage : 0°C to + 60°C

### Accessories

Start/Reset remote control  
Intelligent remote control RC5  
Printer  
Parameter storage modules  
ATEQ software  
(WINATEQ - S5 DEMO)  
Needle valve  
Master jet  
Filtration kit  
Vacuum pump  
Sealing connectors

Please refer to ATEQ  
accessories list



Head office:

15, rue des Dames - ZI des Dames - 78340 Les Clayes-Sous-Bois - France

☎: + 33 (0)1 30 80 10 20 - Fax: + 33 (0)1 30 54 11 00 - e-mail: info@ateq.com  
www.ateq.com